



HOW-TO GUIDE

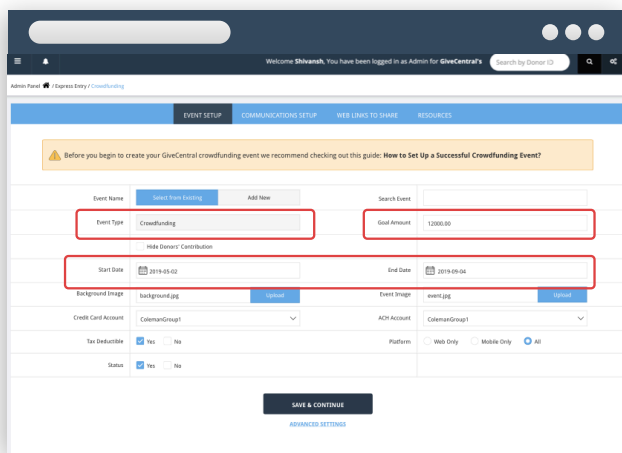
Difference Between Express and Standard Setup

Difference Between Express and Standard Setup

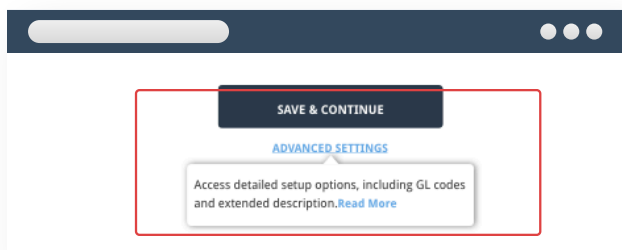
Several elements and features of GiveCentral contribute toward a successful crowdfunding event for your organization. There are two ways to configure the options for a crowdfunding activity for your organization: express setup and standard.

Express Setup

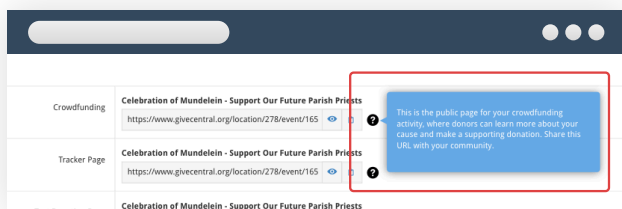
- Many of the required settings are preconfigured



- The administrator is guided through simplified customization options
- Admin can switch to standard setup at any time by accessing the Advanced Settings link

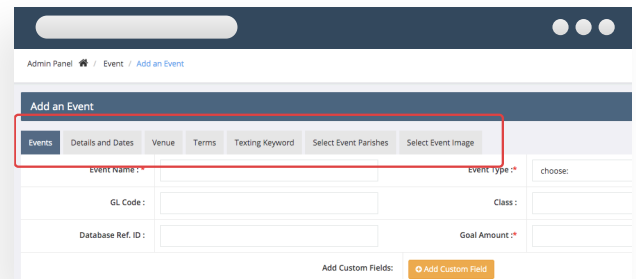


- Integrated help via popup tool-tips throughout the dialogs; hover mouse over the question mark icon to view information about the option

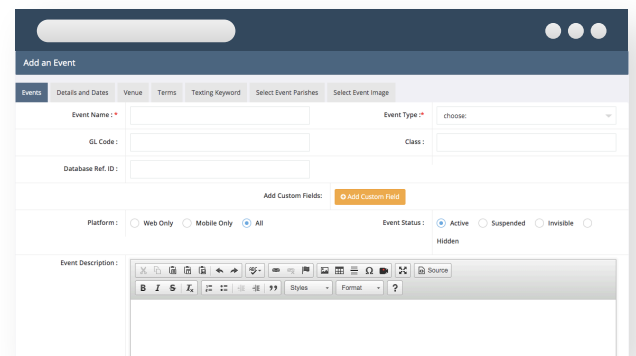


Standard Setup

- Traditional GiveCentral menu links



- For more experienced administrators



- Separate and advanced dialogs for customizing the crowdfunding event, text-to-give, and obtaining web URLs
- Advanced event settings are also accessible from the express setup by accessing the Advanced Settings link

